




# WILDTRACK

CARPET PLANKS



DIY (or Professionally Installed)





011  
Gravel

003  
Dunes




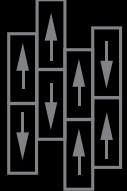
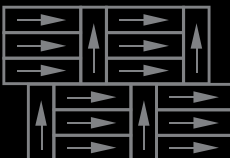


007  
Stone

008  
Asphalt

007  
Bitumen

016  
Bridgeway



|                        |  |   |   |
|------------------------|--|---|---|
| Fibre System           | 100% Solution Dyed Nylon   |   |   |
| Pile Weight            | 18 oz/sq yard 610 g/m2   |   |   |
| Gauge                  | 1/12th inch  |   |   |
| Density                | 5500   |   |   |
| European Spec Backing  | PVC free, 4 Layers:<br>1. Non-woven primary layer<br>→ <i>strong edges</i><br>2. Advanced polymer pre-coat<br>→ <i>superior tuft lock</i><br>3. Modified bitumen core<br>→ <i>stability in heavy traffic</i><br>4. Polyester felt back<br>→ <i>reliable adhesion</i> |   |   |
| Format                 | Tile size: 13" x 39" 33 x 100 cm<br>Carton: 15 tiles = 6 sq yards = 5 m2   |   | Sold by the Box   |
| Installation Methods   |    |   |   |
|                        | Herringbone  | Monolithic  | Regular Ashlar  |
|                        |    |  |  |
|                        |  | End Block   | Basketweave   |
|                        |  |   |  |
|                        |  |   | Brick   |
| Flammability           | Critical Radiant Flux (kW/M2) 7.20<br>Smoke Developed (%.min) 93   |   |   |
| ACCS Grading No: 18013 | Contract Extra Heavy Duty including Stairs 4*<br>Residential Extra Heavy Duty including Stairs 6*  |   |   |
| Air Quality Certified  | Green Label Plus   |   |   |
| Warranties             | 15 Year Wear Warranty<br>15 Year Stain Warranty  |   |   |

Performance

Specifications are based on averages from manufacturing processes and may vary within normal industry tolerance, including dye lots. Material supply and/or manufacturing process may require specification changes. Such variations do not affect product performance. This tile is manufactured for floor-covering use only. Chair pads are recommended under office chairs with roller castors to preserve appearance retention, avoid premature or accelerated wear and as a deterrent toward delamination. Entrance mats are recommended at building entry ways to reduce soiling. Due to dye lot variations, actual material may vary from sample. It is recommended that this tile be laid in accordance with AS2455. Professional cleaning is recommended.

Our goods come with guarantees that cannot be excluded under the Australian Consumer Law. You are entitled to a replacement or refund for a major failure and compensation for any other reasonable foreseeable loss or damage. You are also entitled to have the goods repaired or replaced if the goods fail to be of acceptable quality and the failure does not amount to a major failure. The benefits under our warranty are in addition to other rights and remedies available to the consumer under the law in relation to the goods and services which the warranty relates.