



Att MS Sue Schultz
 m/s Beaulieu of Australia
 64 Lahrs Rd, Ormeau
 Q/Land 4208

TEST REPORT No. 000857

LABORATORY REF: P060857

CUSTOMER REFERENCE

Abbey Lane 2

Sample description as provided by customer

Order No. 9750

Mass/unit area 45 oz/yd² 1530 g/m² Pile Fibre Content 100% RESISTAIN SOLUTUON DYED NYLON

Construction Details Tufted Secondary Backing Synthetic

Colour Beige

Style Modulated Level Loop

Pile Height 6/11 mm

TEST METHOD AS/ISO 9239.1 2003 Reaction To Fire Tests For Floorings Part 1 Determination of the Burning Behaviour Using a Radiant Heat Source. As required by specification C1.10a of the Building Code of Australia.

Tested in accordance with the Carpet Institute Code of Practice for AS/ISO 9239 Testing Version 10 / 0805.

The test results relate to the behaviour of the test specimens of a product under the particular conditions of the test, they are not intended to be the sole criterion for assessing the potential fire hazard of the product in use. Clause 9 of AS/ISO 9239 Part 1

Conditioning as specified in BS EN 13238.2001

Sample submitted Date September 2006

Test Date 10/10/2006

ASSEMBLY SYSTEM OVER UNDERLAY details below.

The UNDERLAY used was BRIDGESTONE STANDARD BLACK RUBBER.

Substrate : Non-combustible

Substrate – 6mm Fibre Reinforced Cement Board to simulate a Non-Combustible Flooring.

Sample Cleaned as Specified in ISO 11379.1997

Initial Test Specimen 1 Length Direction Critical Radiant Flux 2.6 kW/m²
 Specimen 1 Width Direction Critical Radiant Flux 2.5 kW/m²
 Full tests carried out in the Width direction


SPECIMEN	Width #1	Width #2	Width #3	Mean
Critical Radiant Flux (kW/m ²)	2.5	2.3	2.3	2.4
Smoke Development Rate (%.min)	386	417	336	380

The values quoted below are as required by Specification C1.10a Fire Hazard Properties (Floors) of the Building Code of Australia.


MEAN CRITICAL RADIANT FLUX 2.4kW/m²

MEAN SMOKE DEVELOPMENT RATE 380percentage-minutes

OBSERVATIONS The samples melted then ignited



Authorised Signatory **M. B. Webb**
 Date 10/10/2006



ACCREDITED FOR TECHNICAL COMPETENCE
 NATA Reg. No. 15393
 Heat and temperature measurement.

PAGE 1 of 2

Page 2 only shows the time required in seconds for the flame front to reach each time marker, the total test time and the CHF value at 30 minutes (if applicable).

The laboratory allows the use of this page of the report without the use of page 2.

1001 01 06

Pyrometer temperature
 On calibration 528.7°C
 Start of test run 531.7
 End of test run 529.3

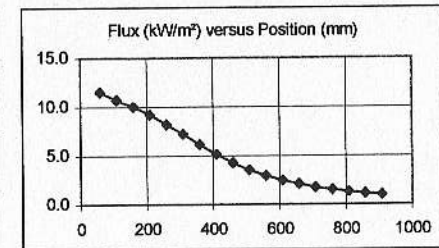
Chamber temperature
 On calibration 91.1°C
 Start of test run 91.2
 End of test run 92.3

Clause 7.2.2 AS/ISO 9239 The pyrometer should be $\pm 5^\circ$ of calibration temperature.
 The Chamber temperature should be $\pm 10^\circ$ of calibration temperature
 The Holding Tension on Specimen Frame was 1 Nm

TIME FOR EACH SPECIMEN TO REACH EACH MARKER IN SECONDS

Specimen	50	60	110	160	210	260	310	360	410	460	510	560	610	660	710	760	810	860
1	135	89	177	231	334	384	438	543	865	1569	2055	2786	/					
2	136	161	256	347	482	575	624	953	1385	2239	2568	3016	4169	/				
3	141	153	267	330	395	463	560	655	1057	1615	2324	2872	3981	/				

FLUX CALIBRATION: FLX06003



TESTS

SMOKE PRODUCTION

BURNING CHARACTERISTICS

Specimen	Maximum Light Attenuation (%)	Smoke Development Rate (%.min)	Burn Length at Flame Out (mm)	Time To Burn Out (s)	Critical Heat Flux at 30min (kW/m²)
Initial Test: (none)	51	387	593	3,875	3.6
Specimen Tests: Width					
1	54	386	600	3,960	3.7
2	44	417	630	4,332	4.4
3	44	336	625	4,221	3.9
Mean	47	380	618	4,171	4.0



ACCREDITED FOR
**TECHNICAL
 COMPETENCE**

NATA Reg. No. 15393
 Heat and temperature measurement.

Authorised Signatory
M. B. Webb
 Date 10/10/2006

PAGE 2 of 2

The laboratory does not allow the use of this page of the report without the use of page 1.
 This page alone has no validity under specification C1.10a Fire Hazard Properties (Floors) of the Building Code of Australia.

2001 01 06